



Registration for the press distribution list and further information at [www.sentix.co.uk](http://www.sentix.co.uk)



**Manfred Hübner**

CEFA, Managing Director

[manfred.huebner@sentix.de](mailto:manfred.huebner@sentix.de)



sentix GmbH

Wiesenhüttenstraße 17, 60329 Frankfurt am Main

Tel. +49 (69) 3487 961-0, [info@sentix.de](mailto:info@sentix.de)

## sentix Economic Index: Third consecutive increase







- The sentix economic index for the euro zone improved in July for the third time in a row to -18.2 points. The situation values rise by 12 points, while expectations fall slightly.
- We also note the third improvement in a row for Germany. However, investors still expect that the corona losses will not be fully offset within a year.
- Internationally, the Asian region ex Japan and in Europe Austria and Switzerland are the best performers. In all three cases the overall indices are only slightly in the red. At the other end of the spectrum, the Latin America region is disappointing, as it can hardly improve. The USA is also improving only slightly.

### Statistics

Poll running: **2-July to 4-July 2020**

Survey participants: **1,109 investors**  
(**263** of those are institutional investors)

## Current economic regimes\* of countries /regions in focus:

Region / country	Regime	Region / country	Regime
 Eurozone	Recovery	 USA	Recovery
 Germany	Recovery	 Japan	Recovery
 Switzerland	Recovery	Asia ex-Japan	Recovery
 Austria	Recovery	Latin America	Downturn
Eastern Europe	Recovery	Global Aggregate	Recovery

\* The regimes – ranging from recession to boom – are derived from the sentix Economic Indices according to the principle of the “economy clock” (see annotation on penultimate page). They reflect investors’ perceptions of different economies. These perceptions are the basis for investors’ behaviour, i.e. their asset allocation, and are thus relevant for financial markets. They are historically close to actual economic activities but need not necessarily be identical.

## Results for the Euro area economy: July 2020

Euro Area	Feb. 20	Mar. 20	Apr. 20	May. 20	Jun. 20	Jul. 20
Overall index	5.2	-17.1	-42.9	-41.8	-24.8	-18.2
Headline Index						
- Current situation	4.0	-14.3	-66.0	-73.0	-61.5	-49.5
- Expectations	6.5	-20.0	-15.8	-3.0	21.8	19.5

3. increase in a row



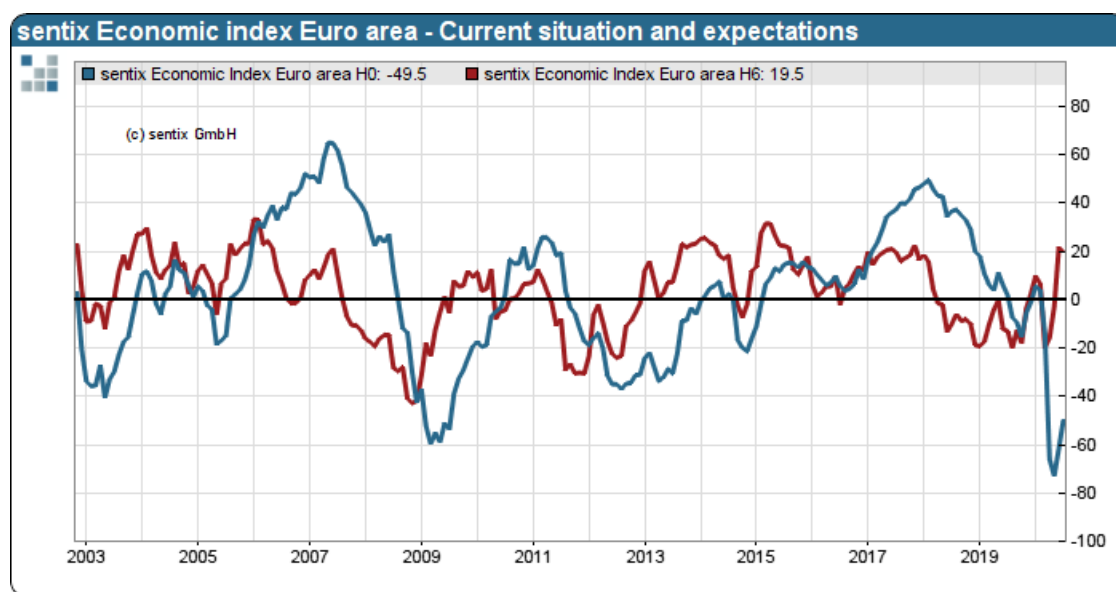
## Commentary on the survey results for July 2020

### Third consecutive increase

The sentix economic indices for the euro zone and many other regions improved in July for the third time in a row. The Euroland overall index rose by 6.6 points to -18.2 points. The biggest leap forward was made by the values for Switzerland. Here the overall index rises from -14.4 points to -1.6 points! Nevertheless, too much optimism seems out of place. On the one hand, expectations are falling slightly in almost all regions. On the other hand, investors continue to assume that the economic slump caused by the Corona crisis will not be offset within a year!

### Euro area: Restrained joy

The process of economic recovery, which began with the opening steps following the almost complete standstill of the economy since the end of April, continued for the third consecutive month at the beginning of July. In earlier times, a three-fold increase in the sentix economic index would have been a clear sign of a new upturn. However, this time a more differentiated view must be taken. Let us first look at the facts: The situation values increase strongly by 12 points to -49.5 points. On the one hand, this is a noticeable improvement, on the other hand, the economy is still in contraction. The expectations are at +19.5 points. Thus, the recovery process should continue. However, the decline in expectations at the current point in time must be seen as a minor disappointment.



sentix Economic Index for the Eurozone: **current situation** and **expectations**

Behind this development is apparently the expectation of investors that the recovery after the "lock-down" will continue but will not lead to a complete "recovery" of the economy. In a special survey we again asked to what extent the corona-related economic losses will be compensated within a year. Once again, investors expressed the expectation that only around 60% of this will be the case in the eurozone.

This means that there has been no improvement in the long-term outlook for investors over the past four weeks. The falling expectations are thus a sign that there is a danger that the "upswing" could run out of steam as early as the summer.



## Germany: Three rises and still not out of the woods

In Germany, too, the sentix economic index improved for the third time in a row to -10.5 points. However, at -40.8 points, the current situation values remain in the deep red range here as well. The investors surveyed by sentix believe that within one year only around 65% of the slump in economic output can be made up. The government's extensive economic stimulus package has not left a particularly positive impression on investors in this regard.

Germany	Feb. 20	Mar. 20	Apr. 20	May. 20	Jun. 20	Jul. 20	
Overall index	4.5	-16.9	-36.0	-35.3	-17.2	-10.5	3. increase in a row
Headline Index							
- Current situation	4.3	-13.3	-59.3	-66.0	-53.0	-40.8	
- Expectations	4.8	-20.5	-9.0	2.5	27.3	25.5	

## USA: Still below average

The USA has lost its special, positive dynamic in economic development, which we so often emphasized before Corona, during the Corona crisis. Although the overall index is also rising in the USA for the third time in a row, the situation values remain just as weak at -43 points as in Europe, for example. A critical factor here is the decline in the expectation values. At -8.3 points to +13 points, this is the largest decline of all the regions covered by sentix. Investors are obviously very concerned about the "second wave".

United States	Feb. 20	Mar. 20	Apr. 20	May. 20	Jun. 20	Jul. 20	
Overall index	20.3	0.2	-39.1	-36.8	-22.3	-17.1	3. increase in a row
Headline Index							
- Current situation	38.3	17.8	-59.0	-66.8	-57.3	-43.0	
- Expectations	3.8	-16.0	-16.5	0.0	21.3	13.0	

## Latin America: Disaster

The economic situation in South America remains disastrous. This region has been the weakest in the international context since mid-2018 and has been in a permanent crisis ever since. The corona pandemic has deepened the recession. The current data and again negative expectations underline that nothing will change so quickly.

Latin America	Feb. 20	Mar. 20	Apr. 20	May. 20	Jun. 20	Jul. 20	
Overall index	-6.9	-20.4	-45.5	-47.3	-38.5	-38.3	
Headline Index							
- Current situation	-14.5	-22.5	-65.0	-74.8	-71.3	-67.3	
- Expectations	1.0	-18.3	-23.3	-13.8	2.5	-3.0	



## Further result tables

### Japan

	Feb. 20	Mar. 20	Apr. 20	May. 20	Jun. 20	Jul. 20
Overall index	7.0	-17.5	-30.5	-31.7	-17.0	-11.4
Headline Index						
- Current situation	8.5	-16.8	-50.5	-59.5	-49.0	-37.0
- Expectations	5.5	-18.3	-7.8	1.5	21.8	18.3

### Asia ex Japan

	Feb. 20	Mar. 20	Apr. 20	May. 20	Jun. 20	Jul. 20
Overall index	7.1	-13.5	-21.8	-22.6	-8.9	-2.5
Headline Index						
- Current situation	6.8	-14.5	-41.3	-50.0	-39.0	-26.8
- Expectations	7.5	-12.5	0.0	9.8	26.8	25.3

### Eastern Europe

	Feb. 20	Mar. 20	Apr. 20	May. 20	Jun. 20	Jul. 20
Overall index	5.5	-12.9	-38.6	-37.2	-22.6	-18.8
Headline Index						
- Current situation	5.3	-10.8	-58.5	-65.0	-54.8	-46.0
- Expectations	5.8	-15.0	-16.0	-3.8	16.8	13.3

3. increase in a row

### Global

	Feb. 20	Mar. 20	Apr. 20	May. 20	Jun. 20	Jul. 20
Overall index	8.1	-12.0	-32.2	-32.0	-17.9	-12.5
Headline Index						
- Current situation	10.5	-8.8	-52.3	-60.5	-50.4	-38.9
- Expectations	5.8	-15.3	-9.3	2.4	21.7	18.2

3. increase in a row

### Switzerland

	Feb. 20	Mar. 20	Apr. 20	May. 20	Jun. 20	Jul. 20
Overall index	14.0	-9.4	-32.9	-35.1	-14.4	-1.6
Headline Index						
- Current situation	27.0	-6.0	-46.0	-56.8	-43.3	-14.8
- Expectations	1.8	-12.8	-18.8	-10.3	19.8	12.5

### Austria

	Feb. 20	Mar. 20	Apr. 20	May. 20	Jun. 20	Jul. 20
Overall index	20.2	-3.0	-37.3	-24.9	-12.8	-3.9
Headline Index						
- Current situation	28.0	11.5	-63.8	-55.3	-46.0	-34.0
- Expectations	12.8	-16.5	-5.8	11.8	27.5	31.8

Highest since  
10.2017

3. increase in a row

3. increase in a row

4. Increase in a row



## Data availability

**Bloomberg L.P.**

**FACTSET**

**REFINITIV™**



**Macrobond**



**HAVER ANALYTICS®**

**sentix**   
expertise in behavioral finance

## About sentix

sentix is the pioneer and leading provider of sentiment analyses (behavioural finance) in Europe. Since 2001 sentix surveys on a weekly basis around 5.000 investors from over 20 countries (comprising over 1.000 institutional and almost 4.000 individual investors) about their expectations for financial markets as well as for economic developments and their portfolio actions. The sentix survey results are representative of a broadly diversified group of investors.

sentix surveys offer the rare combination of a vast number of participants, high quality and an outstanding speed with which information is gathered and passed on. All sentix indices are regularly accessible for sentix data clients just about one day after the close of each poll – via the sentix website or Bloomberg. sentix clients thus can use sentix data almost in real time to further improve performance.

sentix GmbH was founded in 2001 and today represents the basis for all the services the sentix group offers to its clients in the field of Behavioural Finance.

## Background, methodology and more

Current reports and documentation: <https://www.sentix.de/index.php/en/sentix-Economic-News/>

Charts and tables: <https://www.sentix.de/index.php/en/sentix-Economic-Factsheets/economy-at-a-glance.html>





## Disclaimer

### Important information concerning liability, compliance, protection of investors and copyright

This information is meant only for distribution in countries in which law permits this.

This analysis is for information purposes only and (i) does not constitute or form part of any offer for sale or subscription of or solicitation of any offer to buy or subscribe for any financial, money market or investment instrument or any security, (ii) is neither intended as such an offer for sale or subscription of or solicitation of an offer to buy or subscribe for any financial, money market or investment instrument or any security nor (iii) as an advertisement thereof. The investment possibilities discussed in this report may not be suitable for certain investors depending on their specific investment objectives and time horizon or in the context of their overall financial situation. The investments discussed may fluctuate in price or value. Investors may get back less than they invested.

Changes in rates of exchange may hurt the value of investments. Furthermore, past performance is not necessarily indicative of future results. In particular, the risks associated with an investment in the financial, money market or investment instrument or security under discussion are not explained in their entirety.

We assume no liability for the information contained in this analysis. The analysis is no substitute for personal investment consultation. Even by the depicted opportunities and risks, investors must individually assess – by their personal investment strategies, the financial, legal and fiscal situation - whether an investment in the financial instruments depicted here is sensible for them. As this document is in no way a direct investment recommendation, this document or parts of it should not be used as the basis for any conclusion of the contract or any commitment to obligations of any kind. Investors are asked to contact the investment analysts of their banks for individual investment advice and other individual explanations and advice.

Neither the sentix GmbH nor any of its managing directors, employees or other persons assumes liability for losses or damages caused in connection with the use of this document or its contents.

The sentiment analysis is made available via the internet to those sentix participants of which is assumed that they do not base their investment decisions inappropriately by this analysis.

Statements or conclusions made through data or services do not include warrants or guarantees for the future market- or price changes. The opinions and assessments expressed therein can change without prior notice.

The sentix GmbH explicitly points out that both the sentix GmbH, its legal agents as well as their employees (in the following: the Involved) regularly conduct transactions in equity and other financial instruments which the data and services refer to. They do this both in their names and for their accounts as well as in the name and accounts of third parties. Should the Involved have been involved in an emission of instruments for the finance markets in the past 12 months, this is separately indicated at the corresponding place.

All rights of use for this analysis, its data and services are the property of the sentix GmbH and are copyrighted. The sentix GmbH reserves its right to inflict penalties for the unauthorised usage of data and services, especially unauthorised commercial use. Reproduction or subsequent processing of website elements, analyses, data or services in electronic, written or another form is prohibited without prior consent by the sentix GmbH. Analyses that are only available in the secure customer area may be quoted, neither in full nor in part. An exception to this are analyses, data or services which have been posted by the sentix GmbH via the press mailing list or which have been presented in another form for public propagation.

This analysis may not – either in full or in part, regardless of underlying intent – be forwarded, reproduced or published.

„sentix“ is a registered trademark of sentix Holding GmbH.

DAX, TecDAX, Xetra und Eurex have registered trademarks of the Deutsche Börse AG. Dow Jones EURO STOXX 50 is a registered trademark of the STOXX Limited. Other names of products and companies which may be mentioned on this site could also be protected or be registered trademarks of other companies.

### ANALYST DECLARATION

Neither in the past, present or future is the remuneration of the author linked – either directly or indirectly – to his or her recommendations or views expressed in this context.